



# FULL BODY CAGE ASSEMBLY INSTRUCTIONS

## (PN 5147)




# 1. ATTACH MOUNTING BRACKETS TO WHEEL CHAIR






## 2. ASSEMBLE BODY CAGE




















Set height of front bar to about 19"








































**Install pins to  
hold body cage  
in place**